





# Horseless Rally



**Saturday, March 19, 2022**

**Portuguese Bend Pony Club, 2 W Pomegranate Road,  
Rancho Palos Verdes, CA 90275**

**Hosted by the Portuguese Bend Pony Club**

**Members and Non-Members can compete!**

**YOU** are invited to spend a fun day at our “Horseless” Rally. It will give you a chance to experience a Pony Club rally, but without the pressure of a horse.

This rally has been designed for unrated and “D” members who have little or no prior rally experience or who have some rally experience but still want to participate and have fun. Each team should have a Stable Manager and is encouraged to have an Advisor (rated C1 or higher).

This Rally is open to members and non-members (sisters, brothers and friends).  
The community, 4-H and Boy/Girlscouts are welcome too!

**Cost:** \$75 per PC Member Competitor \$15 PC Non-Member Fee No charge for Stable Manager if PC Member

Organizer will place scramble riders on short teams.

Lunch will be provided for competitors and stable managers. Additional lunches may be purchased for \$10 each. Please include your additional lunch orders with team entries. Entry fees do not include food cost for your team advisor. Include \$10 for your advisor’s lunch.

This teaching Rally will follow the USPC 2021 Horse Management Rules for Rallies

<https://www.ponyclub.org/ContentDocs/Activities/Rulebooks/2022/2022%20Horse%20Management%20Rulebook.pdf>

**Attire:** Members: USPC 2022 Eventing Rulebook, Page 11, including: USPC Pin, Medical Armband. Helmet and protective footwear.

**Entry Due Date:** *Must be postmarked no later than February 25th.* Please send an email to JannaBahny@gmail.com also, so ribbons can be ordered.

Late Fees: \$10 per rider missing any paperwork not sent in by closing date. All required forms are attached herein. A minimum of 12 competitors needed to hold the rally.

Make checks payable to: **Portuguese Bend Pony Club**

**Mail Entries to:** Janna Bahny, 3001 S Anchovy Ave, San Pedro, CA 90732 jannabahny@gmail.com

Include in packet:

- |  |  |
|--|--|
| ____ 1. Regional Rally Entry Form (one per team) | ____ 5. Portuguese Bend Pony Club Release (one per person) |
| ____ 2. Signed Chaperone Rules and Duties Form   | ____ 6. USPC General Activity Release Form (non-members)   |
| ____ 3. Rally Volunteer Sheet                    | ____ 7. Entry Fees   |
| ____ 4. Lunch Order Form (one per team)          | ____ 8. Extra Lunch Money                                  |

**Directions:** Portuguese Bend Pony Club:

**2 W Pomegranate Drive, Rancho Palos Verdes, CA 90275**

Please see attached Map. Enter Gate at Pepper Tree Drive. **Gate Code #9632**

At stop sign for Pomegranate Drive, turn left. Enter gravel driveway on left.

# 2022 Horseless Rally

Saturday, March 19th, (March 26th Rain date) Portuguese Bend Pony Club

A Jumping phase and a Dressage phase will be executed by the competitor on foot. All un-mounted activities are conducted identical to a mounted rally.

Jumping phase will be 7-10 fences not to exceed 12" – 20".

Dressage tests will be executed in Dressage arena. "Readers" for the dressage test are permitted.

Dressage Tests are chosen on preference and not based on certification level. Choose one:

2019 USDF Intro Test A  
2019 USDF Intro Test B  
2019 USDF Intro Test C

## Each competitor (rider) bring:

- \* Model "Horse" (Breyer, My Little Pony, etc) and a shoe box "stall" (decorated-optional)
- \* Individual Required Equipment (pg 60 USPC HM Rules for Rallies attached) Non-Members can share.
- \* 1 copy of chosen Dressage Test (find 3 tests attached and pick one).
- \* Saddle, Saddle Pad, Saddle Stand, Bridle, Grooming Kit, Halter & Lead Rope. Non-Members can share.
- \* Label all personal items and equipment.
- \* Stall card filled out correctly for 1 day rally (pg 47, USPC HM Rules for Rallies attached)
- \* Stick horse optional. Competitors can "Bridle" a team mate for Dressage test.

## Each team bring:

- \* All items listed on the second and third columns on the USPC Horse Management Required Equipment Checklist (pg 60 USPC HM Rules for Rallies attached) – Two teams from the same club may share team required equipment and will share any penalty points.
- \* Each team will have their own areas to put their "horses", shoe boxes, and hang water buckets.
- \* Each team will bring an Easy-Up to use as your team tack room.
- \* Each team must have a chaperone and at least 1 adult volunteer (if a club sends two teams then one chaperone can be designated for both teams (or partial 2nd team))

**Equipment** may be labeled with the team name (club) or the name of one of the team members.

Please label the Competitor's name or number on the rack for their saddle/bridle.

If something is misplaced, we want to make sure you get it back!

**Note to DCs & Parents:** This is a teaching rally appropriate to the age and rating levels of those attending. Make sure your competitors understand that for this rally we are allowing exceptions to the rules in order to offer a positive learning introduction to the rally experience.

## Notes for All:

Please abide by the USPC/Portuguese Bend Pony Club Rules and Code of Conduct. Please bring chairs as seating is limited.

Sorry, **NO PETS/DOGS**

**Questions:** DC-Kelly DelMonte (310) 567-8026 Kellydelmonte@yahoo.com

Organizer- Janna Bahny (310) 525-6870 JannaBahny@gmail.com



# 2022 Horseless Rally Schedule

Please see the tentative schedule for the Horseless Rally below.

In addition to the schedule below, Team Captains will sign up for their time to get Required Equipment Checks with the CHMJ, Chief Horse Management Judge.

This is a Teaching Rally. Please be understanding if these times vary.

**10:00AM – Arrival/ Set-Up/Check In:**

- **Arrival/Set Up:** Unload Equipment in lower Jumping arena along fence facing Hillside. Adults are allowed to help unload equipment, set up EZups and lift heavy things. Teams set everything up how they want it, without adult assistance. See HM Rulebook page 6.
- **Check In-** Teams, Chaperones and Volunteers please Check In with Secretary up slope by Round pen. This is also when they will be given Pinnys. Please provide missing paperwork and payment at this time.

**10:30 AM – Volunteer Meeting**

**11:00 AM – Briefing**

**11:30 AM – Jog-Out -** Stable Managers (Advisor, if you don't have SM) will wear a bridle and be the horse for each team member. Line up with team and take turns leading "Horse". TD will fill in for Vet.

**All Day-Course Walk**

**11:50 AM – 1st Turn-out**

**12:00PM – 1st Dressage Test**

**12:00-1:30 PM – Lunch –** Teams decide when to have lunch based on your schedule. PLEASE make Time!!!

**2:00 PM – 1st Safety**

**2:10 PM – 1st Jumping Round**

**2:45 PM – \*Pack-Up**

**4:00 PM – \*Awards Ceremony**

**\*May be earlier if Rally runs ahead of schedule.**



# Camino Real Regional Rally Entry Form Year 2022

Horseless Rally – March 19– hosted by Portuguese Bend Pony Club

Portuguese Bend Pony Club

Club/Center Name: \_\_\_\_\_ Team:# \_\_\_\_\_ Rank your club's teams as #1, #2, etc., in case the rally is over subscribed

**USE ONE SHEET PER TEAM – use separate sheet for scramble members**

Competitor Information		Age & DOB	Member HM Certification	Dressage Test Circle one	
Indicate Team Captain with an * - captain handles inquiries					
Competitor's Name:	No.	Age:	Certification	Intro A	
Phone Number:		DOB		Intro B	
				Intro C	
Competitor's Name:	No.	Age:	Certification	Intro A	
Phone Number:		DOB		Intro B	
				Intro C	
Competitor's Name:	No.	Age:	Certification	Intro A	
Phone Number:		DOB		Intro B	
				Intro C	
Competitor's Name:	No.	Age:	Certification	Intro A	
Phone Number:		DOB		Intro B	
				Intro C	
Stable Manager		Age & DOB	Certification		
Advisor					

Chaperone:	Form In	Phone:	Email:
Volunteer:	Form In	Phone:	Email:
Volunteer:	Form In	Phone:	Email:

Enclosed club check for \$ \_\_\_\_\_ or a total of \_\_\_\_\_ checks for \$ \_\_\_\_\_ from riding centers

For Official Use Only:				Name Of Team Contact:	DC/CA Sign-off:
Lunch Order	Volunteer	Chap.			
				Contact e-mail:	As the DC/CA of this club/center, I declare that all team members are members in good standing as defined by USPC Policy #1002  Name: _____  Email: _____  Phone: _____  Signed: _____ Date: _____
				Cell Phone:	

# Competitor Lunch Order Form – Horseless Rally

Complete One Form per Team

Club/Center Name\_\_\_\_\_

Note: Lunch is included in rally cost for all "Riders" and Stable Manager

## Competitors

---

---

---

---

---

Extra Meals - \$10 each

---

C Advisors, Chaperones, Volunteers, Friends &

Others Name:

<hr/>	<hr/>
<hr/>	<hr/>
<hr/>	<hr/>
<hr/>	<hr/>
<hr/>	<hr/>

---

Extra meals \_\_\_\_ @ \$10 each = \$ \_\_\_\_\_

Payable to **Portuguese Bend Pony Club.**

There will be a few extra lunches available for sale at the Rally.

Please pre-order

There will also be snacks & drinks available for purchase.

Please note if you are vegetarian.

# Horseless Rally Volunteer Form

Volunteer Name: \_\_\_\_\_

E-Mail Address \_\_\_\_\_

## Horse-less Rally Volunteer Jobs:

- ☐ Assistant Scoring      ☐ Ring Steward
- ☐ Scribe for... ☐ dressage ☐ show jumping ☐ turn out
- ☐ Assistant Horse Management Judge   ☐ Turn out inspections
- ☐ Equipment checks   ☐ Daily   ☐ Jog outs   ☐ Awards   ☐ Photographer
- ☐ Any job!   ☐ Set-up/clean-up

Phone Number ( \_\_\_\_\_ ) \_\_\_\_\_ Club \_\_\_\_\_

Volunteer Name: \_\_\_\_\_

E-Mail Address \_\_\_\_\_

## Horse-less Rally Volunteer Jobs:

- ☐ Assistant Scoring      ☐ Ring Steward
- ☐ Scribe for... ☐ dressage ☐ show jumping ☐ turn out
- ☐ Assistant Horse Management Judge   ☐ Turn out inspections
- ☐ Equipment checks   ☐ Daily   ☐ Jog outs   ☐ Awards   ☐ Photographer
- ☐ Any job!   ☐ Set-up/clean-up

Phone Number ( \_\_\_\_\_ ) \_\_\_\_\_ Club \_\_\_\_\_

# SECTION VI: Eventing Appendices

---

## Appendix III: Chaperone and Emergency Contact Information

### Team Chaperones vs. Emergency Contacts

When competitors under the age of majority (minors) participate in a rally, there will be a designated "Official Team Chaperone." In the situation of scramble teams, the official team chaperone will be appointed by the rally officials and will be so noted in the rally program. The team chaperone serves as the team contact for rally and a responsible guiding presence to prepare the team for success. Competitors who are above the age of majority (adults) participating in a rally will not have a designated chaperone but must submit the name and contact information for their emergency contact.

### Team Chaperones

#### *Time Commitment*

The official team chaperone is responsible for team members during the hours of competition and on competition grounds only (from arrival on grounds until departing rally ground at beginning and end of each day of competition).

#### *Transportation, Driving and Lodging*

- Decisions to allow a competitor to drive or not, who they can or cannot ride with, who they can or cannot have in a vehicle that they are driving, where they stay at night and with whom they stay, and who is to be responsible for a competitor are all decisions that must be made by the parent/legal guardian. These decisions are not a decision of USPC, their region, club/ center, or the rally organizer. Specific arrangements must be made by and between the parent/legal guardian and the adult assuming any of these responsibilities in the absence of the parent/guardian.

#### *Preparing Your Team for Success*

- Initiate contact with all team members prior to leaving for the competition and gather cell phone numbers as appropriate. In cases of scramble team members, request contact information from the rally secretary. Share this information with team captain and/or stable manager.
- Encourage the team to have meetings prior to leaving for rally. Be sure all members of a scramble team are included in the decision-making process, either by email or phone contact, if a distance away.
- Discuss team equipment, review all rules that apply and any decisions regarding snacks, drinks, plans for meals, etc. Determine how the team members plan to provide snacks and drinks (i.e., each team member contribute a sum of money to a pot or each member is assigned specific items to bring). If each is contributing money, it must be collected before the rally. Be sure to know who is bringing cooler(s), as to avoid a trip to the local store.
- Plan arrival time at the competition site and any details such

as arrangements for ordering bedding, if needed, and who is assigned to do this (again collect money in advance if needed).

- On the first day of the rally, gather the team together before they separate for the night and make plans for the next day. Include a review of their competition schedule and how they can best work together to help each other prepare.
- Determine a regular meeting place and de-brief the team at the end of each day of competition. Take this opportunity to offer words of praise, acknowledge their accomplishments, and encourage the sense of teamwork and team building. Guide the team towards constructive criticism and steer them away from finger pointing. Have the team make plans for the next day concerning time they will arrive on the competition grounds, who will feed mounts the next morning, who will re-supply the tack room cooler with ice, drinks and snacks (get requests for drinks/ snacks) and make the plans for lunch. Be sure any plans for cooler and/ or lunch delivery follow any requirements as stated in the competition entry and they understand the plan. Have the team leave with a plan for the next day in place before they go off for an evening of relaxation.

### Emergency Contacts

Anyone listed as an emergency contact for a competitor should be reachable by phone for the duration of the competition. Emergency contacts do not need to be on the competition grounds, but ideally are also within driving distance of the competition in the case of an emergency.



# SECTION VI: Eventing Appendices

## Appendix III: Chaperone Form

*To be completed by the chaperone and turned in with the rally entry for USPC members below the age of majority.*

### Chaperone duties shall include:

1. The primary function of the "Official Team Chaperone" is to ensure that there is a contact person for every USPC member below the age of majority, on the grounds for the duration of the competition.
2. While multiple Chaperone Forms may be turned in for a single team, only one person will be designated the Official Team Chaperone. If the Official Team Chaperone must leave the grounds during the competition, they must delegate the team chaperone duties to another responsible adult, making it clear that they are to respond to rally officials and any team members in your absence.
3. Be present and available to rally officials and all team members for the duration of the competition.
4. Being in contact with parents/guardians for all team members during competition hours.
5. Being in contact with all team members and their parents/ guardians outside of competition hours.
6. Have copy of and be familiar with the current discipline rulebook and the current Horse Management Handbook. Rulebooks available for download from [www.ponyclub.org](http://www.ponyclub.org).
7. Be aware that USPC members are required to wear a current, up to date USPC medical card/bracelet on their arm at all USPC activities.
8. Be familiar with the effects of heat and humidity and the potential risk for heat related illness. Take an active role in helping to keep all team members well hydrated and take every opportunity to encourage water breaks.
9. Uphold USPC Substances and Weapons Policy which prohibits the inappropriate or illegal use of any substance, including but not limited to drugs or alcohol, by anyone participating in any manner. Weapons of any kind are forbidden. Refer to About/About the Organization/By-Laws, Policies and Resolutions on [www.ponyclub.org](http://www.ponyclub.org) for the full policy statement.
10. Remember that administration of medications is the sole responsibility of the parent/guardian.

I have read and understand the duties of a chaperone as listed above.

Chaperone for the following team or individual(s)

---

---

---

Name of Chaperone:\_\_\_\_\_

Signature:\_\_\_\_\_

Cell Phone Number:\_\_\_\_\_

Date:\_\_\_\_\_

# SECTION VI: Eventing Appendices

---

## Appendix III: Emergency Contact Form

*for USPC Members Above the Age of Majority*

The age of majority is the threshold of adulthood in law. As USPC members above the age of majority are adults in the eyes of the law and therefore responsible for themselves; USPC does not require a "chaperone" for these members at competitions. USPC does require that members above the age of majority submit Emergency Contact information for each competition. Age of majority varies per state.

USPC Member: \_\_\_\_\_ Current Age: \_\_\_\_\_ State of Residence: \_\_\_\_\_

Competition Name: \_\_\_\_\_ Competition Date: \_\_\_\_\_

Emergency Contact Name: \_\_\_\_\_

Emergency Contact Relationship to Competitor: \_\_\_\_\_

Emergency Contact Home Phone Number: \_\_\_\_\_

Emergency Contact Cell Phone Number: \_\_\_\_\_

*An additional Emergency Contact can be included, but is not required.*

Secondary Emergency Contact Name: \_\_\_\_\_

Secondary Emergency Contact Relationship to Competitor: \_\_\_\_\_

Secondary Emergency Contact Home Phone Number: \_\_\_\_\_

Secondary Emergency Contact Cell Phone Number: \_\_\_\_\_

# PORTUGUESE BEND PONY CLUB RELEASE 2022

I, \_\_\_\_\_ (PARENT OR GUARDIAN IF RIDER UNDER THE AGE OF 18),  
HEREBY ACKNOWLEDGE THAT I HAVE REQUESTED PERMISSION TO PARTICIPATE IN OR SPECTATE AT  
EQUESTRIAN OR OTHER ACTIVITIES ON THE PREMISES OF PORTUGUESE BEND PONY CLUB AT 2 W.  
POMEGRANATE RD., RANCHO PALOS VERDES, CALIFORNIA. I AGREE TO ABIDE BY PORTUGUESE  
BEND PONY CLUB RULES.

\_\_\_\_\_ **INITIAL**

I AM AWARE THAT COMBINED TRAINING, JUMPING, TRAIL RIDING, CONDITIONING, MOUNTED GAMES  
AND ALL OTHER FORMS OF EQUESTRIAN ACTIVITIES, INCLUDING THE TEACHING, TRAINING OR  
COACHING THEREOF CAN BE HAZARDOUS, AND I AM VOLUNTARILY PARTICIPATING IN EQUESTRIAN OR  
OTHER ACTIVITIES. I DO SO WITH FULL KNOWLEDGE OF THE DANGERS INVOLVED AND HEREBY AGREE  
TO ACCEPT ANY AND ALL RISK OF DAMAGE TO MY PROPERTY AND/OR INJURY OR DEATH TO  
MY HORSE OR PERSON.

\_\_\_\_\_ **INITIAL**

IN CONSIDERATION FOR BEING PERMITTED TO USE THE FACILITIES AT PORTUGUESE BEND PONY CLUB, I  
HEREBY AGREE THAT I, MY HEIRS, BENEFICIARIES, DISTRIBUTEES, GUARDIANS, LEGAL  
REPRESENTATIVES AND ASSIGNEES WILL NOT MAKE ANY LEGAL CLAIM AGAINST, SUE, ATTACH THE  
PROPERTY OF, OR PROSECUTE PORTUGUESE BEND PONY CLUB, ITS OWNERS, SPONSORS,  
COMMISSIONERS, DIRECTORS, OFFICERS, MEMBERS, LANDOWNERS, EMPLOYEES, AGENTS OR  
ASSIGNEES, FOR ANY CLAIM I NOW HAVE OR MAY HEREAFTER HAVE FOR DEATH, INJURY, OR  
PROPERTY DAMAGE RESULTING FROM OR ARISING OUT OF MY USE OF THE CLUB HORSES OR FACILITIES  
AT PORTUGUESE BEND PONY CLUB, WHETHER CAUSED BY MY ACTS OR OMISSIONS OR NEGLIGENCE OR  
ANYONE ELSE'S. I ACKNOWLEDGE THE HAZARDS MAY INCLUDE, BUT ARE NOT LIMITED TO, LOOSE  
HORSES, LOOSE DOGS, DETERIORATED OR DAMAGED EQUIPMENT, OBSTACLES, HOLES, DEBRIS,  
UNEVEN TERRAIN, NATURAL AND UNNATURAL HAZARDS AND SPECTATORS. IN ADDITION, IT IS  
UNDERSTOOD THAT ANY AND ALL INSURANCE I HAVE SHALL BE PRIMARY.

\_\_\_\_\_ **INITIAL**

TO THE FULLEST EXTENT PERMITTED BY LAW, I SHALL DEFEND, INDEMNIFY AND HOLD HARMLESS  
PORTUGUESE BEND PONY CLUB AND ITS OWNERS, SPONSORS, COMMISSIONERS, DIRECTORS, OFFICERS,  
MEMBERS, LANDOWNERS, EMPLOYEES, AGENTS AND ASSIGNEES FOR AND AGAINST ANY AND ALL  
CLAIMS, DAMAGES, LOSSES, EXPENSES AND LIABILITIES OF EVERY KIND, INCLUDING BUT NOT  
LIMITED TO ATTORNEY'S FEES, IN ANY WAY ARISING OUT OF OR IN CONNECTION WITH MY ACTIVITIES  
UNDER THIS AGREEMENT. THIS INDEMNITY SHALL APPLY REGARDLESS OF ANY ACTIVE AND/OR  
PASSIVE NEGLIGENT ACT OR OMISSION OF PORTUGUESE BEND PONY CLUB, ITS LANDLORD, OWNERS,  
SPONSORS, COMMISSIONERS, DIRECTORS, OFFICERS, MEMBERS OR ASSIGNEES.

\_\_\_\_\_ **INITIAL**

I HAVE CAREFULLY READ THIS AGREEMENT AND RELEASE AND FULLY UNDERSTAND ITS CONTENTS. I  
AM AWARE THAT THIS IS A RELEASE OF LIABILITY, A WAIVER OF LEGAL RIGHTS AND CONTRACT  
BETWEEN ME AND PORTUGUESE BEND PONY CLUB, AND SIGN IT OF MY OWN FREE WILL. I FURTHER  
ACKNOWLEDGE THAT THERE ARE NO WARRANTIES, EITHER EXPRESSED OR IMPLIED, CONCERNING THE  
FACILITIES, EVENTS, OR ACTIVITIES AT PORTUGUESE BEND PONY CLUB, 2 W. POMEGRANATE RD.,  
RANCHO PALOS VERDES, CALIFORNIA.

\_\_\_\_\_ **INITIAL**

**NAME OF RIDER** \_\_\_\_\_

**SIGNATURE OF RIDER** \_\_\_\_\_ **DATE** \_\_\_\_\_

(OR PARENT OR GUARDIAN IF RIDER UNDER THE AGE OF 18)

**EXHIBIT B**  
**LIABILITY RELEASE FORM**  
**Portuguese Bend Pony Club, Inc. (hereinafter referenced as "Club")**

**PLEASE READ CAREFULLY BEFORE SIGNING**  
**SERIOUS INJURY OR DEATH MAY RESULT FROM YOUR**  
**PARTICIPATION IN THIS ACTIVITY.**  
**THIS Club DOES NOT GUARANTEE YOUR SAFTY.**

1. Registration of Rider and Agreement Purpose: I, the following listed individual, for him or herself and on behalf of his/her parents, siblings, my heirs, estate, assigns, including all minor children, agents and personal representatives (collectively "Rider"), do hereby agree that she/he shall use the facilities of the Club which are located in the area known as Portuguese Bend, Rancho Palos Verdes, CA ("Premises"), which Premises are owned by The Brown Family Trust ("Trust"), for the purpose of horseback riding, storage of tack and stabling of horses on \_\_\_\_\_, and from time to time thereafter, until \_\_\_\_\_, at which time this Release shall terminate.

\_\_\_\_\_  
PRINT RIDER'S NAME

\_\_\_\_\_  
PRINT GUARDIAN'S NAME, IF MINOR

**Write Initials below after reading each section.**

2. Agreement Scope and Territory and Definitions: This Agreement, which includes, among other thing, paragraph 1 immediately above is made part of this Agreement by this reference, shall be legally binding upon the Rider, agents and personal representatives and it shall be interpreted according to the laws of the State of California. The term "horse" shall refer to all equine species. The term "horseback riding" shall refer to riding or otherwise handling of horses, ponies, mules, or donkeys, whether from the ground or mounted. The terms "Rider" ad "rider" shall also refer to a person who rides a horse or otherwise handles or comes near a horse from the ground. The terms me and my shall refer to the Rider.
3. Activity Risk Classification: Rider understands that horseback riding is a rugged adventure recreational sport activity and that there are numerous obvious and non-obvious inherent risks always present in such activity despite all safety precautions. Related injuries can be severe requiring hospitalization and can result in more lasting residual effects than injuries from participating in other activities.
4. Nature of Club Horses: No horse is safe. Horses are 5 to 15 times larger, 20 to 40 times more powerful, and 3 to 4 times faster than a human. If a rider falls from horse to the ground it will generally be a distance from 3 1/2 to 5 1/2 feet, and the impact may result in injury or even death to the rider. Horseback riding is the only sport where one such small, weaker predator animal (human) tries to impose it's will on another much larger, stronger prey animal with a mind of it's own (horse) and each has a limited understanding of the other. If a horse is frightened or provoked it may divert from it's training and act according to it's natural

survival instincts which may include, but be not limited to: stopping short; changing directions or speed at will; shifting it's weight; bucking; rearing; kicking; biting; or running from danger.

5. Rider Responsibility: Upon mounting a horse, Rider is solely responsible for the control of the horse. Rider's safety depends upon his/her ability to carry out simple instructions, and his/her ability to remain balanced aboard the moving animal. Rider agrees the he/she shall be responsible for his/her own safety, the safety of the horse and the safety of other riders and horses on the Premises and areas adjacent to the Premises.
6. Conditions of Nature: Rider understands that neither the Club nor the Trust are responsible for the total or partial acts, occurrences, or elements of nature that can scare a horse, cause it to fall, or react in some other unsafe way. Some examples are: thunder; lightning; rain; wind; water; wild and domestic animals; insects; reptiles, which may walk, run, or fly near, or bite, or sting a horse or the Rider, and irregular footing on out of door, groomed or wild land which is subject to the constant change in condition according to weather, temperature, and natural and manmade changes in the landscape.
7. Carry on Objects and Sharp Noises: Rider understands that he/she must not carry loose items which may fall, blow away, flap in the wind, bounce or make sharp noises, possibly scaring a horse and shall avoid making sharp, loud noises, such as screaming or yelling, which may scare a horse.
8. Saddle Girths - Natural Loosening: Rider understands that saddle girths (saddle fasteners around horse's belly) may loosen during a ride and shall alert nearest guide or wrangler as quickly as possible so action can be taken to avoid slippage of saddle and potential fall from the animal.
9. Accident/Medical Insurance: Rider agrees that should emergency medical treatment be required, that Rider and Rider's own accident/medical insurance company shall be solely responsible for and shall pay all expenses of and every nature arising out of or in connection with such treatment. Rider's accident/medical insurance company is:

\_\_\_\_\_ and \_\_\_\_\_  
Insurance Company Name Policy #

10. Protective Headgear Offering: Rider has been offered protective headgear (riding helmet), by the Club and understands that the wearing of such headgear while mounting, riding, dismounting and being around horses, may prevent, or reduce the severity of some head injuries, and even prevent death as the result of a fall or other occurrence. It is understood that Club provided protective headgear may not be on the Rider's head at all times. Mark an "X" below in the box before the statement which describes your choice to wear or not to wear Club provided protective headgear.  
☐ Protective Headgear Acceptance: I request to wear protective headgear which the Club provides.  
☐ Protective Headgear Refusal: I refuse to wear any type of protective headgear and/or will provide my own. **I accept full responsibility for my safety in this decision.**

11. Release and Indemnification: Rider hereby releases and indemnifies Club and the Trust and will save each of them harmless from and against any and all claims, actions, damage, liability, and expense, including but not limited to, reasonable attorney fees, in connection with loss of life, personal injury, contractual claims, or damage to Rider and/or the Rider's personal property, arising from or out of the occupancy or use by the Rider of the Premises or any other part of the real or personal property of the Club or the Trust, regardless of cause or origin, including but not limited to, the actions or failure to act or the negligence of trustees, beneficiaries, agents, contractors, invitees, or employees, officers or directors of the Club or the Trust.
12. Waiver of Claims: Rider acknowledges that she/he bears all risk of loss to all equipment and other personal property that Rider may use in or about the Premises and hereby waives any claims against the Club or the Trust relating to any such use. Neither the Club nor the Trust shall not be liable to Rider claims, actions, damage, liability, and expense, including but not limited to the action or failure to act or the negligence of the beneficiaries, agents, contractors, invitees, or employees, officers or directors of the Club or the Trust.

**THE UNDERSIGNED RIDER HAS READ AND UNDERSTANDS THE FOREGOING  
AGREEMENT**

\_\_\_\_\_  
Signature of Rider

\_\_\_\_\_  
Date

\_\_\_\_\_  
Address in full, including zip code

\_\_\_\_\_  
Phone number, including area code

\_\_\_\_\_  
Signature of the Guardian

\_\_\_\_\_  
Date

\_\_\_\_\_  
Address in full, including zip code

\_\_\_\_\_  
Phone number, including area code



UNITED STATES PONY CLUBS, INC.  
**GENERAL ACTIVITY RELEASE, ASSUMPTION OF RISK, WAIVER OF LIABILITY, AND INDEMNITY AGREEMENT  
FOR USPC NON-MEMBERS**

*This document waives important legal rights. Read it carefully before signing.*

I **AGREE** for myself, and/or my child, my/our administrators and assigns, in consideration for my, and/or my child's, participation in this United States Pony Clubs, Inc. (USPC) activity to the following:

I **AGREE** that I choose to participate voluntarily in an USPC activity, as a rider, driver, handler, lessee, owner, agent, spectator, volunteer, and/or trainer. I am fully aware and acknowledge that horse sports and USPC activities involve inherent dangerous risks of accident, loss, and serious bodily injury including, but not limited to, broken bones, head injuries, trauma, pain, suffering or death ("Harm"). I fully understand that this release covers, but is not limited to, inherent risks of an equine activity which mean a danger or condition that is an integral part of an equine activity, including but not limited to, any of the following:

- ♦ The propensity of an equine to behave in ways that may result in injury, death, or loss to persons on or around the equine;
- ♦ The unpredictability of an equine's reaction to sounds, sudden movement, unfamiliar objects, persons, or other animals;
- ♦ Hazards, including, but not limited to, surface or subsurface conditions;
- ♦ A collision with another equine, another animal, a person, or an object;
- ♦ The potential of an equine activity participant to act in a negligent manner that may contribute to injury, death, or loss to the person of the participant or to other persons, including but not limited to, failing to maintain control over an equine or failing to act within the ability of the participant.

I **AGREE** to release the USPC, its successors or assigns, officials, officers, directors, employees, agents, personnel, volunteers and affiliated organizations from all claims including, but not limited to, claims for money or property, disability, covenants, actions, suits, causes or action, obligations, debts, costs, expenses, attorneys' fees, judgments, orders and liabilities of whatsoever kind or nature in law, equity or otherwise, whether now known or unknown, suspected or unsuspected, and whether concealed or hidden, including but not limited to any state or federal statutory or common law claim or remedy of any kind whatsoever arising out of or in any way connected with any Harm to me or my horse and for any Harm caused by me or my horse to others, even if the Harm resulted, directly or indirectly, from the negligence of the USPC or the USPC activity.

I **AGREE** to expressly assume all risks of Harm to me or my horse, including Harm resulting from the negligence of the USPC or the USPC activity, and **specifically agree to the applicable state statute/law regarding equine/farm animal activity liability and signed posting (if any), in any state in which I or my child participates in a USPC activity. A true copy for all state statutes in effect at the time of the execution of this agreement is attached hereto and incorporated herein by reference as if set out fully in the text of this document.**

I **AGREE** to indemnify (that is, to pay any losses, damages, or costs incurred by) the USPC and the USPC activity and to hold them harmless with respect to claims for Harm to me or my horse, and for claims made by others for any Harm caused by me or my horse in the USPC activity. USPC shall promptly notify you in writing of any claim or action brought against USPC or any of its local clubs or affiliated organization in respect of which indemnity may be sought against you, setting forth the particulars of such claim or action and you will assume the defense thereof, including the employment of counsel satisfactory to USPC and the payment of all expenses.

I **AGREE** that neither I, nor any one claiming through me, will hereafter bring, commence, prosecute or maintain, or cause or permit to be brought, commenced, prosecuted or maintained, any suit or action, either at law or in equity, in any court in the United States or in any state thereof, or elsewhere, against the USPC, its successors or assigns, for, on account of, arising out of, or in any way connected with any Harm to me or my horse, and that neither I, nor any one claiming through me, will enforce, prosecute, or recover upon, or attempt to enforce, prosecute, or recover upon, any claim or right of action whatsoever, which I, or any one claiming through me, may now have or hereafter assert, in any way connected with claims for Harm to me or my horse, and for claims made by others for any Harms caused by me or my horse at the USPC activity.

I **AGREE** this Agreement is the entire agreement of the parties, and supersedes all prior oral and written understandings and agreements. This Agreement may be modified only by a written amendment signed by both parties.

I **AGREE** that if any provision of the Agreement is found to be invalid or illegal by a court of competent jurisdiction, the remaining provisions shall be construed as if the affected provision had not been included in order to effectuate the intent of the parties.

**In the event this form is signed by the parent/guardian of a child, then all representations and acknowledgements herein are expressly made by, for, and on behalf of the parent/guardian and child.**

By signing below, I **AGREE** to be bound by all applicable USPC rules and all terms and provisions of the USPC activity. I acknowledge that I enter into this release after having read the same, and place my signature hereto of my own free voluntary act and deed. By signing below, I represent to the USPC that I fully understand its contents, that I do not need any further explanation, and I waive any further explanation.

***REQUIRED — all signatures must be originals, not photocopies.***

\_\_\_\_\_  
Original Signature of Participant

\_\_\_\_\_  
Date

and

\_\_\_\_\_  
Original Signature of Parent(s) or Legal Guardian(s)

\_\_\_\_\_  
Date

*Unless participant is over the age of majority, i.e., dependent upon state law.*

# STABLE MANAGER JOB DESCRIPTION

## Stable Managers are Vital Team Members

Horse Management is an important part of Pony Club; we make it a requirement at all Pony Club mounted Rallies, and we also make it a requirement that teams have Stable Managers. Stable Managers are unique to Pony Club, and their job is important to the team and deserves respect. The Stable Manager has the most important job on the team! Pony Club members and their parents should appreciate the skill and knowledge it requires to do this job.

In Pony Club, Stable Managers are so much more than an extra set of hands. They are an integral part of the team because they help keep the team working together to offer the best care of their equipment and horses throughout the competition. Stable Managers keep the team organized and on track, they make sure the ponies are properly cared for and assist their teammates in caring for their horses and themselves. Our Rallies create an opportunity for our members to demonstrate what they have learned in their Pony Club lessons as they are progressing through the Standards of Proficiency. Our members study their manuals and educational materials and learn Horse Management skills from hands-on experience – we expect a lot more than from them than just “tending to horses.” They learn the science of horses, they learn to be responsible, to care for and appreciate horses, they learn to be organized and manage their time and their teammates’ time. And, in addition, the Stable Manager for a team learns a lot about managing people.

As we gear up for Regional Rallies and Championships, there is sometimes a *misunderstanding about the role of a Stable Manager*. Many times, the Stable Manager is the glue that holds a team together and keeps everyone working towards the same goals. Take on the challenge of being a Stable Manager, it just might be the greatest experience you can have at a rally!

## Stable Manager Job Description

### **PRIOR TO RALLY:**

1. Work closely with team Captain to plan ahead for all required equipment, both team and individual. Assist the Captain as may be requested.
2. Be sure that all team members have created a stall card and assist in filling in the required information if necessary. Plan on some sort of protection for the stall cards against weather exposure.
3. Bring any equipment as indicated in planning with Captain and be sure that all team equipment is properly labeled with the team name (*club/team name/region if Championships team*)
4. For an overnight rally only, offer to create a feed chart for use by team members at rally and ask all team members to provide you with the required information in advance of rally so that the feed chart can be prepared ahead of time.

### **AT RALLY:**

1. Upon arrival, assist teammates in setting up stalls for horses as first priority – care of horses should take precedence over setting up tack room.

## STABLE MANAGER JOB DESCRIPTION, Cont.

2. Supervise the set-up of the team tack room, making certain that it is set up in an organized manner. Make sure all teammates know where equipment can be found so that they can locate it if needed and you are not present. Make sure all items are properly labeled (hopefully this was done at home prior to arrival at rally)
  - a) Be present when Horse Management Judges come to check Required Equipment, if possible, and be able to explain the intended use for each piece of equipment.
3. Assist in stable areas as may be necessary or indicated throughout the rally. A few examples are: assisting in picking out stalls, refilling water buckets, grooming teammate's horse or tacking up as help may be requested by teammates or team captain. Generally, each team member is responsible for the care of his/her own horse, stall and personal equipment; the Stable Manager provides an extra set of hands and should never be expected to take on the total care of team horses.
4. Be familiar with the team schedule as posted in tack room and assist team members in keeping to that schedule. Check this schedule frequently and help keep team members stay on time.
5. Assist team members in preparing for turnout inspections and accompany team members to their assigned station, if possible, unless it is necessary to stay in stable area to help another team member prepare for turnout inspection.
6. Try to be at ringside to cheer teammates on and to be available to assist when ride is done. Consider what equipment or supplies should be brought to the ringside that will be useful at the end of teammate's ride.
7. Eventing Rally-be prepared to help in the Vet Box with cooling out of teammates' mounts, make sure all necessary equipment has made it to the Vet Box
8. Make periodic checks in stable area to ensure that:
  - a) Tack room area is neat and clean. Tack room door is left closed unless team member(s) are in the tack room
  - b) Area in front of all stalls is kept clean and "raked or swept"
  - c) Stall cards stay in place on all team stalls
  - d) Stalls are picked out as needed – do not allow manure to pile up and remove any obvious wet spots.
  - e) Lead lines are properly hung outside of stalls when not in use.
  - f) Haynets, if used, are properly hung and stay at proper height at all times even when empty.

### **AT RALLY END:**

1. Supervise the break-down of the team tack room (competitors are sometimes allowed to start break down of tack room prior to award ceremony).
2. Assist teammates in stripping of stalls as indicated or instructed at overall briefing (most often the stalls have to be completely stripped and checked by Horse Management Judges).
3. Be sure that the team tack room is swept/raked after all items are removed

## STABLE MANAGER JOB DESCRIPTION, Cont.

4. Be sure that the area in front of each stall is swept/raked after the stall is stripped and horse has left the stable area.
5. Assist the team captain as indicated or delegated.
6. Upon arrival at home, check all club-owned equipment and restock as instructed by your club/center leaders.  
Return the equipment to the proper storage location
7. Together with the team captain, prepare a report to present to the Club or Center. Be sure to include in this report:
  - a. What went well for the team, what did not go well – keep personal criticism out of this report and stick with specifics such as “lacked time management skills” or club utility kit was missing \_\_\_\_\_
  - b. Suggestions for preparing teams before rally/making the team better prepared for rally

# Camino Real Region, USPC, Inc. Advisors for Rally Teams

## **What is an Advisor?**

A C-or-above rated Pony Clubber that wants to share their knowledge and experience with inexperienced D rated and/or new Pony Club members. An Advisor is a positive role model. An Advisor represents the very best of pony club; acknowledging its members by setting an explanatory example by wearing appropriate attire at all pony club activities. This includes; appropriate footwear, polo shirt, and khaki slacks (when possible).

## **Who can be an Advisor?**

Any C-or-above rated member in good standing that is recommended by their DC and not competing at that rally.

## **When can you be an Advisor?**

At any non-qualifying rally, in which you are not competing and your club is sending a team of D and/or unrated Pony Clubbers. You can also volunteer your services to other teams if your club is not sending a team. To do this, your club DC should contact the organizer and tell them you are available to be an Advisor.

## **What are the responsibilities of an Advisor?**

Advisors mentor, encourage, and teach Pony Clubbers who are new to the rally world; to give guidance and support to teams members. Adhere to all Pony Club rules, including riding disciplines and Horse Management rulebooks. Act as a cheerleader, promoting a positive sports attitude regardless of the outcome. By demonstration, exemplifies the USPC Mission Statement, and Pony Club Pledge.

**What an Advisor is NOT** : A Horse Manager, someone to be taken advantage of, or a dictator.

## **Specific things you may, and may not, do as an Advisor:**

- May advise team on how to set up, for example where to put things and how to organize May not do the actual setting up of tack and stall areas
- May help lift heavy objects
- May not do work of the team or horse manager, example, groom horses, fill water buckets, clean up trailer or stall areas
- May help adjust tack if team members are too small to reach May not tack up horses
- May advise team on strategy to get work done in a workman-like manner May not do the work
- May do course walks and answer questions on technique and procedure
- May not coach or provide assistance, that would be considered unauthorized, for example fetching a forgotten crop
- May mediate disagreements within the team
- May not dictate to the team how to settle problems
- May provide emotional support to team members May not play favorites within the team
- May remind team members of their schedule
- May not dictate to teams when to do any specific task
- May remind the team to eat and drink plenty of fluids



## Stall Card

Club or Center/Region \_\_\_\_\_

Rider Name(s) \_\_\_\_\_

Competitor #(s): \_\_\_\_\_ Certification(s): \_\_\_\_\_

**List competitor information for ALL riders using mount.**

**Mount's Name:** \_\_\_\_\_

Age: \_\_\_\_\_ Sex: \_\_\_\_\_ Height: \_\_\_\_\_

Vital Signs at Rest: Temp \_\_\_\_\_ Pulse \_\_\_\_\_ Resp \_\_\_\_\_

Stable Vices: \_\_\_\_\_

Allergies: \_\_\_\_\_

The following information is required so these individuals can be contacted when not on rally grounds. Provide emergency contact information with area codes.

**Chaperone:** \_\_\_\_\_

Cell phone number (\_\_\_\_) \_\_\_\_\_

**Adult Emergency Contact:** \_\_\_\_\_

Home phone number (\_\_\_\_) \_\_\_\_\_

Cell phone number (\_\_\_\_) \_\_\_\_\_

**Veterinarian:** \_\_\_\_\_

Phone number (\_\_\_\_) \_\_\_\_\_

**Farrier:** \_\_\_\_\_

Phone number (\_\_\_\_) \_\_\_\_\_

List any medications, supplements, nutraceuticals and/or loose salt administered. Include name and amount(s).

**Picture or Physical Description of Mount**



# SECTION VI—Appendices

## Item G (Worksheet)

Blue

### USPC Horse Management Required Equipment Check

- All items labeled correctly.
- Judges: If a score can be attributed to a particular competitor, record it as such; otherwise, attribute it to the team as a whole

Team/Rider Name: \_\_\_\_\_

Judge(s): \_\_\_\_\_

<h4>Grooming Kits</h4> <p>◆per mount</p> <p>← Rider Numbers</p> <p><input type="checkbox"/> <input type="checkbox"/> <input type="checkbox"/> <input type="checkbox"/> <input type="checkbox"/> Hoof Pick</p> <p><input type="checkbox"/> <input type="checkbox"/> <input type="checkbox"/> <input type="checkbox"/> <input type="checkbox"/> Curry Comb (from approved list in Amplifications)</p> <p><input type="checkbox"/> <input type="checkbox"/> <input type="checkbox"/> <input type="checkbox"/> <input type="checkbox"/> Dandy Brush (hard bristles)</p> <p><input type="checkbox"/> <input type="checkbox"/> <input type="checkbox"/> <input type="checkbox"/> <input type="checkbox"/> Body Brush (soft bristles)</p> <p><input type="checkbox"/> <input type="checkbox"/> <input type="checkbox"/> <input type="checkbox"/> <input type="checkbox"/> Rub Rag</p> <p><input type="checkbox"/> <input type="checkbox"/> <input type="checkbox"/> <input type="checkbox"/> <input type="checkbox"/> Wet Wipes <i>or</i> 2 Sponges marked 'Dock' &amp; 'Face'</p> <p><input type="checkbox"/> <input type="checkbox"/> <input type="checkbox"/> <input type="checkbox"/> <input type="checkbox"/> Body Sponge</p> <p><input type="checkbox"/> <input type="checkbox"/> <input type="checkbox"/> <input type="checkbox"/> <input type="checkbox"/> Scraper</p> <p><input type="checkbox"/> <input type="checkbox"/> <input type="checkbox"/> <input type="checkbox"/> <input type="checkbox"/> Wash Bucket – (labeled 'Wash Only')</p> <h4>Individual Equipment</h4> <p>◆per competitor</p> <p>← Rider Numbers</p> <p><input type="checkbox"/> <input type="checkbox"/> <input type="checkbox"/> <input type="checkbox"/> <input type="checkbox"/> Saddle Rack</p> <p><input type="checkbox"/> <input type="checkbox"/> <input type="checkbox"/> <input type="checkbox"/> <input type="checkbox"/> Bridle Racks (one per bridle)</p> <p><input type="checkbox"/> <input type="checkbox"/> <input type="checkbox"/> <input type="checkbox"/> <input type="checkbox"/> Boot Trees for tall leather boots (must have both leg &amp; toe) Western excluded</p> <h4>Feeding Equipment</h4> <p>◆per team and/or mount</p> <p>← Rider Numbers</p> <p><input type="checkbox"/> <input type="checkbox"/> <input type="checkbox"/> <input type="checkbox"/> <input type="checkbox"/> Feed Measure (pre-packaged meals or scale or scoop/can)</p> <p><input type="checkbox"/> <input type="checkbox"/> <input type="checkbox"/> <input type="checkbox"/> <input type="checkbox"/> Appropriate Feed Storage</p> <p><input type="checkbox"/> <input type="checkbox"/> <input type="checkbox"/> <input type="checkbox"/> <input type="checkbox"/> Heavy-Duty Feed Tub</p> <p><input type="checkbox"/> <input type="checkbox"/> <input type="checkbox"/> <input type="checkbox"/> <input type="checkbox"/> Top Off Bucket (filled &amp; left outside stall at night; store in tack or feed room during day; labeled)</p> <p><input type="checkbox"/> <input type="checkbox"/> <input type="checkbox"/> <input type="checkbox"/> <input type="checkbox"/> Salt Block (note on feed chart if loose salt is used)</p> <h4>Cleaning Equipment</h4> <p>◆per team</p> <p>____ Manure Fork or Shovel</p> <p>____ Rake or Broom</p> <p>____ Manure Basket or Wheelbarrow</p>	<h4>Human First Aid Kit</h4> <p>◆per team, easily accessible</p> <p>◆required expiration date current</p> <p>____ 1 extra Medical Armband with blank USPC or USEA Medical Card</p> <p>____ Adhesive Bandages (bandaids) assortment of sizes small to large—at least 1 dozen</p> <p>____ Triple Antibiotic Cream; exp? _____</p> <p>____ 3 pair Synthetic Protective Gloves</p> <p>____ Sunscreen—at least 1/2 bottle</p> <p>____ Bug Spray (human)—at least 1/2 bottle</p> <h4>Tack Room Equipment</h4> <p>◆per team</p> <p>____ Team/Individual Identification (posted at entrance)</p> <p>____ Flashlight (hung by entrance)</p> <p>____ Charged Fire Extinguisher Type A or ABC (hung by entrance)</p> <p>____ Notice Board (dry erase, chalk or cork)</p> <p>____ Trash Container</p> <p>____ USPC HM Handbook &amp; Rules for Rallies – Part 1, all Appendices &amp; Newsletter (current &amp; complete)</p> <p>____ Discipline rulebook, all Appendices &amp; Newsletter (current &amp; complete)</p> <p>____ Boot Hooks and Boot Jack (if tall non-zippered boots are used, must have both)</p> <h4>Tack Cleaning Kit</h4> <p>◆per team; refer to Amplification for details</p> <p>____ Cleaner appropriate for tack</p> <p>____ Tack Oil or Conditioner (optional)</p> <p>____ Metal Polish</p> <p>____ Tack Sponge</p> <p>____ Cleaning Cloths</p> <p>____ Pail</p> <p>____ Cleaning Hook</p> <p>____ Drying Basket for Sponges</p> <p>____ Boot Polishing Kit (for leather boots)</p> <p>____ Soap for washing hands</p> <h4>Utility Kit</h4> <p>◆per team</p> <p>____ Hammer</p> <p>____ Nails</p> <p>____ Screwdriver</p> <p>____ Pliers</p> <p>____ Scissors</p> <p>____ Jackknife (capable of cutting rope, hung by entrance)</p> <p>____ Leather Punch</p> <p>____ Duct Tape—at least 1/2 roll</p> <p>____ 2 Pony Club Pins (minimum)</p>	<h4>Equine First Aid Kit</h4> <p>◆per team, easily accessible</p> <p>◆required expiration date current</p> <p>____ Petroleum Jelly</p> <p>____ Digital Thermometer</p> <p>____ Liniment—at least 1/2 bottle</p> <p>____ Isopropyl Alcohol—at least 1/2 bottle</p> <p>____ Antibacterial or Antimicrobial or Antiseptic Scrub</p> <p>____ Topical Antibacterial or Antimicrobial or Antibiotic Agent (min 2 oz); exp? _____</p> <p>____ 4" x 4" Sterile Wound Dressing Gauze Pads—minimum of 8</p> <p>____ 1 roll Gauze (2" min. width)</p> <p>____ 2 Flexible Stretch Adhesive/Cohesive Bandages</p> <p>____ 1 Lb. Roll 12" Absorbent Cotton</p> <p>____ Bandage Scissors (blunt end, capable of cutting bandage)</p> <p>____ 1 Roll Adhesive Tape (1" minimum width)</p> <p>____ Set(s) of 4 stable wraps, with suitable pads to fit all team horses</p> <h4>Extra Equipment</h4> <p>◆per team; clean to highest certification level appropriate for discipline</p> <p>◆sufficient to fit all team mounts/ members</p> <p>____ 2 extra Lead Ropes, one with Chain Shank</p> <p>____ Halter(s) (adjustable)</p> <h4>Specific for ENGLISH</h4> <p>____ Complete Bridle(s) with Bit(s) for discipline</p> <p>____ Girth(s)</p> <p>____ Pair(s) Stirrup Leathers &amp; Irons</p> <p>____ 2 Rubber Bands &amp; Leather Tabs (if any rider uses Peacock Irons)</p> <h4>Specific for EVENTING</h4> <p>____ Extra 5-gallon wash bucket per horse for Vet Box</p> <h4>Specific for WESTERN</h4> <p>____ Head stall with bit and reins</p> <p>____ Rawhide Latigo laces or tie strings (at least 8 pieces)</p> <p>____ Latigo and off side billet complete with rawhide latigo tie</p> <p>____ Cinch(es)</p> <p>____ Chicago screws (at least 10 w/flathead screwdriver)</p> <p>____ Stirrup hobbles</p> <h4>Specific for POLOCROSSE</h4> <p>____ Extra Racket</p> <p>____ Breastplate(s) or breastcollar</p> <p>____ 2 Pair Boots <i>or</i> Bandages</p> <p>____ 2 Pair Bell Boots</p> <p>____ 1 Standing Martingale or Tiedown if used for any mount on the team</p> <p>____ Extra 5-gallon Wash Bucket, plus Sponge and Scraper per horse</p> <p style="text-align: right;">Maximum Points: 30</p>
--	--	--

Mounted Competitors					SM/Team	Total Score

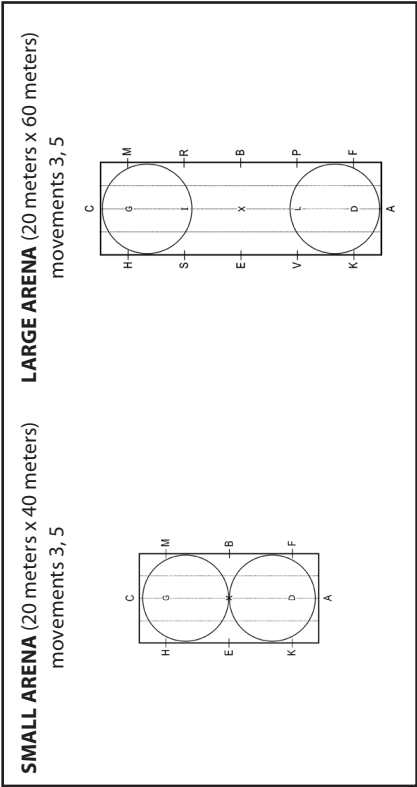
COLLECTIVE MARKS:

Gaits (freedom and regularity).				
Impulsion (desire to move forward with suppleness of the back and steady tempo).				
Submission (acceptance of steady contact, attention, and confidence).	2			
Rider's position (keeping in balance with horse).				
Rider's effectiveness of aids (correct bend and preparation of transitions).				
Geometry and accuracy (correct size and shape of circles and turns).				

FURTHER REMARKS:

160

SUBTOTAL \_\_\_\_\_  
ERRORS (– \_\_\_\_\_)  
TOTAL POINTS \_\_\_\_\_



©2018 United States Dressage Federation (USDF) and United States Equestrian Federation (USEF). All rights reserved. Reproduction without permission is prohibited by law. Neither USDF nor USEF is responsible for any errors or omissions in the publication or for the use of its copyrighted material in an unauthorized manner.

UNITED STATES DRESSAGE FEDERATION™

2019  
INTRODUCTORY LEVEL – TEST A  
WALK—TROT

USDF  
INTRODUCTORY  
LEVEL TEST  
A

This unique series of tests provides an opportunity for the horse and/or rider new to dressage to demonstrate elementary skills. The tests have been designed to encourage correct performance and to prepare the horse for the transition to the USEF tests.

SUGGESTED SCHEDULING TIME

5:00 Standard Arena  
4:00 Small Arena  
(Possibly longer for schooling shows)

INSTRUCTION:

- All trot work to be ridden rising. Transitions from walk to trot and trot to walk may be performed through sitting trot with the objective of performing a smooth transition.
- Turns from center line to long side and long side to centerline should be ridden as a half circle, touching the track at a point midway between the centerline and the corner, and vice versa.

COMMENT:

Horses should be ridden on a light but steady contact, with the exception of the free walk in which the horse is allowed complete freedom to stretch neck forward and downward.

\_\_\_\_\_  
Name of Competition

\_\_\_\_\_  
Class

\_\_\_\_\_  
Date

\_\_\_\_\_  
Number and Name of Horse

\_\_\_\_\_  
Name of Rider

MAXIMUM POSSIBLE POINTS: 160

FINAL SCORE

\_\_\_\_\_  
Points                      \_\_\_\_\_  
Percent

\_\_\_\_\_  
Name of Judge/Position

\_\_\_\_\_  
Signature of Judge



United States Dressage Federation™  
4051 Iron Works Parkway • Lexington, KY 40511  
Phone (859) 971-2277 • Fax (859) 971-7722  
usdressage@usdf.org • www.usdf.org

2019 USDF INTRODUCTORY LEVEL – TEST A

WALK—TROT

REQUIREMENTS:

Free walk  
Medium walk  
Working trot rising  
20 meter circle  
Halt through walk

PURPOSE:

To introduce the rider and/or horse to the sport of dressage. To show understanding of riding the horse forward with a steady tempo into an elastic contact with independent, steady hands and a correctly balanced seat. To show proper geometry of figures in the arena with correct bend (corners and circles).

NO.

TEST			DIRECTIVE IDEAS		POINTS	COEFFICIENT	TOTAL	REMARKS
1. A	Enter working trot rising. Medium walk.			Straightness on centerline and in transition; clear trot and walk rhythm.				
2. C M	Track right. Working trot rising.			Balance and bend in turn. Quality of transition.				
3. A	Circle right 20 meters, working trot rising.			Roundness and size of circle; clear trot rhythm and bend.				
4. K-X-M	Change rein.			Clear trot rhythm and straightness on diagonal; bend through corners.				
5. C	Circle left 20 meters, working trot rising.			Roundness and size of circle; clear trot rhythm and bend.				
6. Between C & H	Medium walk.			Willing and balanced transition; clear walk rhythm.				
7. H-X-F	Free walk.			Complete freedom to stretch neck forward and downward; clear walk rhythm, straightness on the diagonal; ground cover.				
8. F-A A	Medium walk.  Down centerline.			Willing and balanced transition; clear walk rhythm, bending in corner and turn.  Straightness on centerline.				
9. X	Halt and salute.			Straightness; willing, balanced transition at halt.				

Leave arena in free walk. Exit at A.

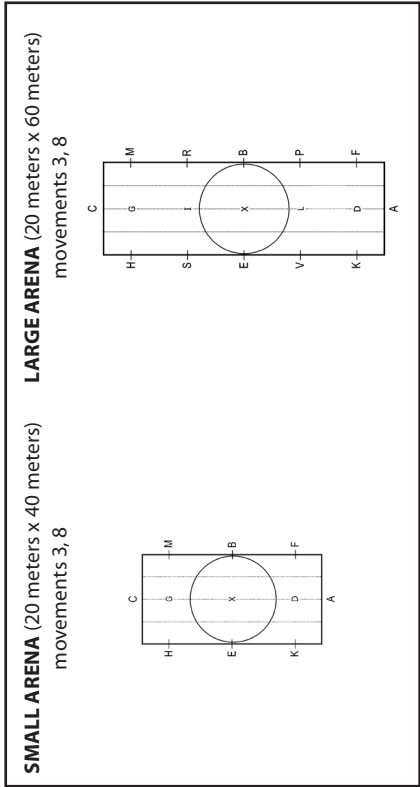
COLLECTIVE MARKS:

Gaits (freedom and regularity).				
Impulsion (desire to move forward with suppleness of the back and steady tempo).				
Submission (acceptance of steady contact, attention, and confidence).	2			
Rider's position (keeping in balance with horse).				
Rider's effectiveness of aids (correct bend and preparation of transitions).				
Geometry and accuracy (correct size and shape of circles and turns).				

FURTHER REMARKS:

160

SUBTOTAL  
ERRORS (– )  
TOTAL POINTS



©2018 United States Dressage Federation (USDF) and United States Equestrian Federation (USEF). All rights reserved. Reproduction without permission is prohibited by law. Neither USDF nor USEF is responsible for any errors or omissions in the publication or for the use of its copyrighted material in an unauthorized manner.

UNITED STATES DRESSAGE FEDERATION™

2019  
INTRODUCTORY LEVEL – TEST B  
WALK—TROT

USDF  
INTRODUCTORY  
LEVEL TEST  
B

This unique series of tests provides an opportunity for the horse and/or rider new to dressage to demonstrate elementary skills. The tests have been designed to encourage correct performance and to prepare the horse for the transition to the USEF tests.

SUGGESTED SCHEDULING TIME

5:00 Standard Arena  
4:00 Small Arena  
(Possibly longer for schooling shows)

INSTRUCTION:

- All trot work to be ridden rising. Transitions from walk to trot and trot to walk may be performed through sitting trot with the objective of performing a smooth transition.
- Turns from center line to long side and long side to centerline should be ridden as a half circle, touching the track at a point midway between the centerline and the corner, and vice versa.

COMMENT:

Horses should be ridden on a light but steady contact, with the exception of the free walk in which the horse is allowed complete freedom to stretch neck forward and downward.

Name of Competition

Class

Date

Number and Name of Horse

Name of Rider

MAXIMUM POSSIBLE POINTS: 160

FINAL SCORE

Points Percent

Name of Judge/Position

Signature of Judge



United States Dressage Federation™  
4051 Iron Works Parkway • Lexington, KY 40511  
Phone (859) 971-2277 • Fax (859) 971-7722  
usdressage@usdf.org • www.usdf.org

2019 USDF INTRODUCTORY LEVEL – TEST B

WALK—TROT

**REQUIREMENTS:**  
Free walk  
Medium walk  
Working trot rising  
20 meter circle  
Halt through walk

**PURPOSE:** To introduce the rider and/or horse to the sport of dressage. To show understanding of riding the horse forward with a steady tempo into an elastic contact with independent, steady hands and a correctly balanced seat. To show proper geometry of figures in the arena with correct bend (corners and circles).

NO.

TEST		DIRECTIVE IDEAS		POINTS	COEFFICIENT	TOTAL	REMARKS
1. A	Enter working trot rising.	X	Enter working trot rising.  Halt through medium walk. Salute - Proceed working trot rising.	Straightness on centerline and in transitions; clear trot and walk rhythm.			
2. C	Track left, working trot rising.		Track left, working trot rising.				
3. E	Circle left 20 meters, working trot rising.		Circle left 20 meters, working trot rising.	Roundness and size of circle; clear trot rhythm and bend.			
4. Between K & A	Medium walk.		Medium walk.	Willing and balanced transition; walk rhythm.			
5. F-E	Free walk.		Free walk.	Complete freedom to stretch neck forward and downward; clear walk rhythm, straightness on the diagonal; ground cover.			
6. E-H	Medium walk.		Medium walk.	Willing and balanced transition; clear walk rhythm.			
7. Between H & C	Working trot rising.		Working trot rising.	Willing and balanced transition; clear trot rhythm.			
8. B	Circle right 20 meters, working trot rising.		Circle right 20 meters, working trot rising.	Roundness and size of circle; clear trot rhythm and bend.			
9. A	Down centerline.	X	Down centerline.	Straightness on centerline; willing, balanced transition and halt.			
	Halt through medium walk. Salute.		Halt through medium walk. Salute.				

Leave arena in free walk. Exit at A.

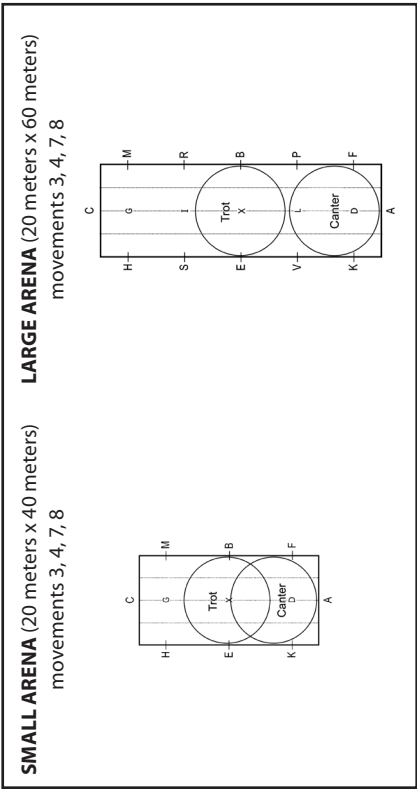
COLLECTIVE MARKS:

Gaits (freedom and regularity).				
Impulsion (desire to move forward with suppleness of the back and steady tempo).				
Submission (acceptance of steady contact, attention, and confidence).	2			
Rider's position (keeping in balance with horse).				
Rider's effectiveness of aids (correct bend and preparation of transitions).				
Geometry and accuracy (correct size and shape of circles and turns).				

FURTHER REMARKS:

200

SUBTOTAL \_\_\_\_\_  
ERRORS (– \_\_\_\_\_)  
TOTAL POINTS \_\_\_\_\_



©2018 United States Dressage Federation (USDF) and United States Equestrian Federation (USEF). All rights reserved. Reproduction without permission is prohibited by law. Neither USDF nor USEF is responsible for any errors or omissions in the publication or for the use of its copyrighted material in an unauthorized manner.

UNITED STATES DRESSAGE FEDERATION™

2019  
INTRODUCTORY LEVEL – TEST C  
WALK—TROT—CANTER

USDF  
INTRODUCTORY  
LEVEL TEST  
C

This unique series of tests provides an opportunity for the horse and/or rider new to dressage to demonstrate elementary skills. The tests have been designed to encourage correct performance and to prepare the horse for the transition to the USEF tests.

SUGGESTED SCHEDULING TIME

6:00 Standard Arena  
5:00 Small Arena  
(Possibly longer for schooling shows)

INSTRUCTION:

- All trot work to be ridden rising. Transitions from trot to canter and canter to trot may be performed through sitting trot with the objective of performing a smooth transition.
- Turns from center line to long side and long side to centerline should be ridden as a half circle, touching the track at a point midway between the centerline and the corner, and vice versa.

COMMENT:

Horses should be ridden on a light but steady contact, with the exception of the free walk in which the horse is allowed complete freedom to stretch neck forward and downward.

Name of Competition

Class

Date

Number and Name of Horse

Name of Rider

MAXIMUM POSSIBLE POINTS: 200

FINAL SCORE

Points Percent

Name of Judge/Position

Signature of Judge



United States Dressage Federation™  
4051 Iron Works Parkway • Lexington, KY 40511  
Phone (859) 971-2277 • Fax (859) 971-7722  
usdressage@usdf.org • www.usdf.org



# 2019 USDF INTRODUCTORY LEVEL – TEST C

## WALK—TROT—CANTER

**REQUIREMENTS:**

Free walk  
Medium walk  
Working trot rising  
Working canter  
20 meter circle  
Halt through walk

**PURPOSE:** To introduce the rider and/or horse to the sport of dressage. To show understanding of riding the horse forward with a steady tempo into an elastic contact with independent, steady hands and a correctly balanced seat. To show proper geometry of figures in the arena with correct bend (corners and circles).

NO.

TEST DIRECTIVE IDEAS POINTS COEFFICIENT TOTAL REMARKS

1. <b>A</b> <b>X</b>	Enter working trot rising.  Halt through medium walk. Salute - Proceed working trot rising.	Straightness on centerline and in transitions; clear trot rhythm.				
2. <b>C</b>	Track right, working trot rising.	Balance and bend in turn.				
3. <b>B</b>	Circle right 20 meters.	Roundness and size of circle; clear trot rhythm and bend.				
4. <b>A</b>  Before <b>A</b>	Circle right 20 meters developing working canter in first quarter of the circle, right lead.  Working trot rising.	Roundness and size of circle; clear canter rhythm and bend.				
5.	(Transition in & out of canter).	Balance and smoothness.				
6. <b>K-X-M</b>	Change rein, working trot rising.	Trot rhythm and straightness on diagonal; bend through corners.				
7. <b>E</b>	Circle left 20 meters.	Roundness and size of circle; clear trot rhythm and bend.				
8. <b>A</b>  Before <b>A</b>	Circle left 20 meters developing working canter in first quarter of the circle, left lead.  Working trot rising.	Roundness and size of circle; clear canter rhythm and bend.				
9.	(Transition in & out of canter).	Balance and smoothness.				
10. Between <b>F &amp; B</b>	Medium walk.	Willing and balanced transition; clear walk rhythm.				
11. <b>B-H</b>  <b>H</b>	Free walk.  Medium walk.	Complete freedom to stretch neck forward and downward; clear walk rhythm, straightness on the diagonal; ground cover.  Willing and balanced transition; clear walk rhythm.				
12. Between <b>C &amp; M</b>	Working trot rising to A.	Willing and balanced transition; clear trot rhythm.				
13. <b>A</b> <b>X</b>	Down centerline. Halt through medium walk. Salute.	Straightness on centerline; willingness, balanced transition and halt.				

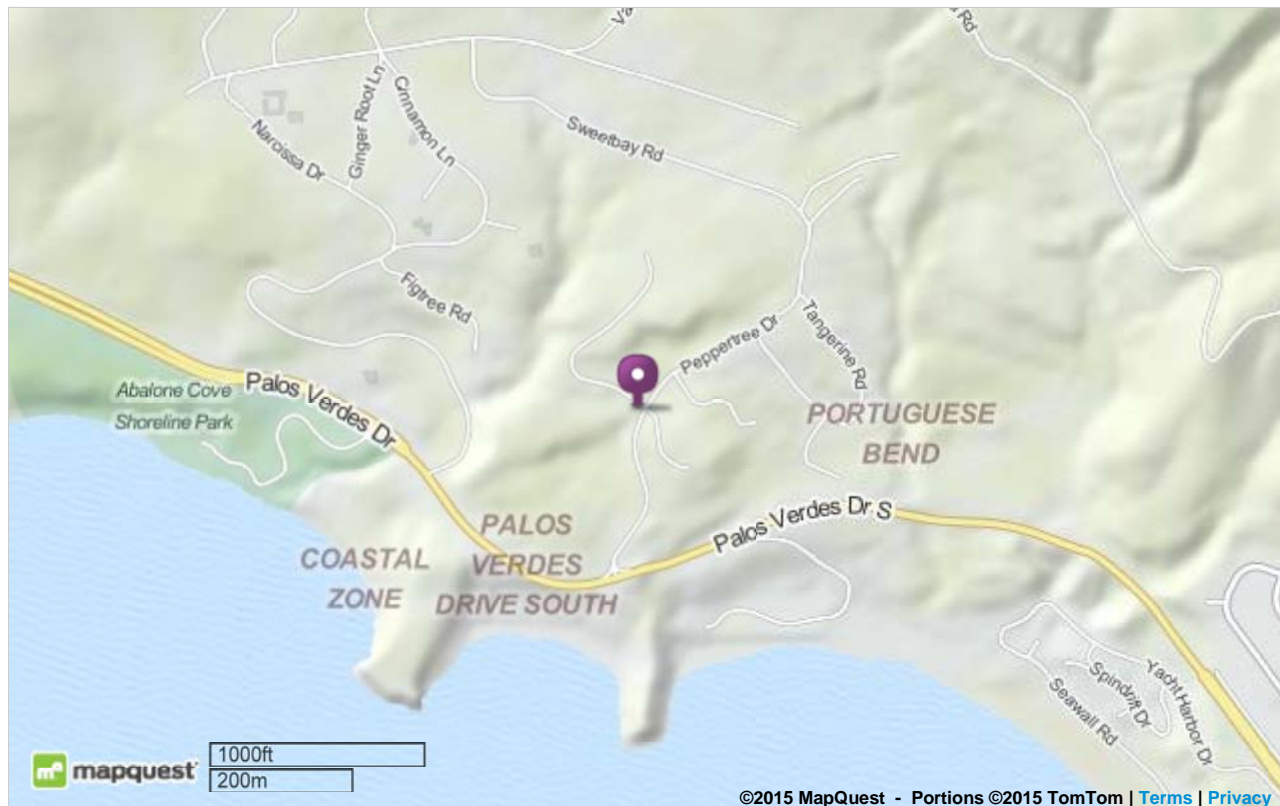
Leave arena in free walk. Exit at A.



Map of:  
**2 W Pomegranate Rd**  
Rancho Palos Verdes, CA 90275-5912

#### Notes

Portuguese Bend Pony Club  
From Palos Verdes Drive South turn on Peppertree  
Dr. Enter gate. Code: #9632  
Turn left at stop sign. On Pomegranate turn left onto  
gravel driveway.

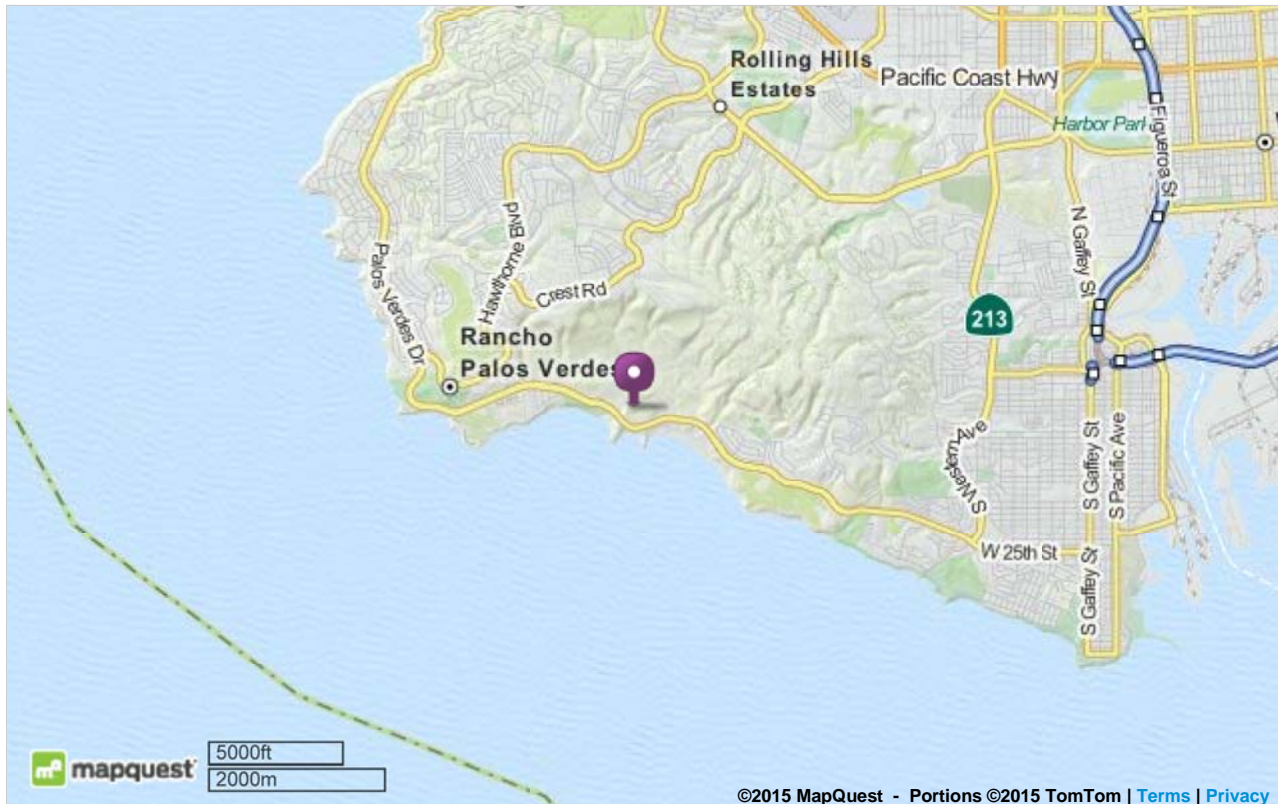


©2015 MapQuest, Inc. Use of directions and maps is subject to the MapQuest Terms of Use. We make no guarantee of the accuracy of their content, road conditions or route usability. You assume all risk of use. [View Terms of Use](#)



Map of:  
**2 W Pomegranate Rd**  
Rancho Palos Verdes, CA 90275-5912

Notes



©2015 MapQuest, Inc. Use of directions and maps is subject to the MapQuest Terms of Use. We make no guarantee of the accuracy of their content, road conditions or route usability. You assume all risk of use. [View Terms of Use](#)